

humiFlö™

DISPOSABLE PREFILLED BUBBLE HUMIDIFIER

**Not a
Gamma-Ray
Sterilization**



High Quality Prefilled
Bubble Humidifier

Clinically Proven,
Simple yet Practical

USP Compliance
Sterile Water

Individual Packing
With Adaptor

Single Use



* HumiFlö is a registered trademark of Star Medik Sdn. Bhd. in Malaysia and in selected other countries.

Model :

- CDH 350 (Filling water volume approximately 350ml)
- CDH 500s (Filling water volume approximately 500ml)
- CDH 500x (Filling water volume approximately 500ml) in tall bottle
- CDH 700 (Filling water volume approximately 700ml) in tall bottle

Usage :

Use immediately after the nozzle tap is removed.

Safety Precautions :

- Not for injection and parenteral use.
- Do not use if seal is tampered.
- Discard unused portion.
- Do not puncture bottle.
- Ensure nozzle tap is removed before connecting to the oxygen supply.
- Ensure oxygen supply adaptor is cleaned.

Specification :

Material

Bottle : Polypropylene (PP)

Adaptor : Polystyrene (PS) and Polypropylene (PP)

Water : Sterile water for inhalation. Complies to United State Pharmacopoeia (USP) for bodily safe, non-pyrogenic and effective humidity for inhalation of dry medical oxygen.

Dimension of product

CDH 350 & CDH 500s : W 95mm, D 85mm, H 150mm

CDH 500x & CDH 700 : W 100mm, D 110mm, H 220mm

Weight

CDH 350 : approximately 390g

CDH 500s : approximately 450g

CDH 500x : approximately 530g

CDH 700 : approximately 750g

Flow rate: 0 - 15 LPM

Oxygen pressure (range): As low as 0.5 bar (@ 5LPM)

Other Information:

- Universal Male Adaptor for Oxygen Tubing at Nozzle.
- Universal Adaptor for Oxygen Flow Meter at Connector.
- All components are Latex free.

Expiry Date :

5 years after the manufacturing date.

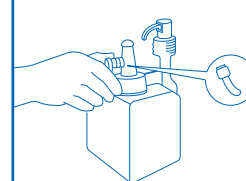
CDH 350 & CDH 500s : Box of 25

CDH 500x & CDH 700 : Box of 20



INSTRUCTION FOR USE

1. Pull the tabs upward and discard.

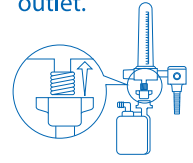


CAUTION! DO NOT TWIST THE NOZZLE TAB

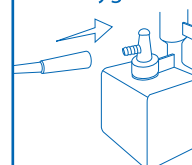
2. Fasten the cap to humiFlö.



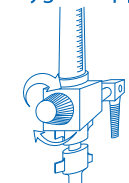
3. Mount the cap to the oxygen outlet.



4. Connect the oxygen tubing.



5. Turn on the oxygen supply.



humiFlö should form bubbles.
Check for leakage.

Distributed by: